

SC WORKS

UPPER SAVANNAH WORKFORCE BOARD

3:30 pm, Monday February 6, 2023

Upper Savannah Council of Governments

430 Helix Road, Greenwood, SC

<https://us02web.zoom.us/j/84679040965>

Meeting ID: 846 7904 0965

AGENDA

Upper Savannah Workforce Development Board Meeting

- Call to Order - Taiese Kidd
- Approval of Minutes: November and January sent out with meeting invite
- Roll Call - Linda Lagoon
- Business Closings and New Industry Report
- 2021-2022 Report Card and First Quarter Performance Indicators
 - Attached
- Participant Cost Rate Improvement Plan
 - Proposed Change to Supportive Services – Auto Insurance
 - Proposed Addition to Eligible Training list – Certified Nursing Assistant
 - Consideration of Increase in Cap for Truck Driver Training - \$5,000 to \$6,000
 - Consideration of Modifying Area Policy Regarding Serving Non-Residents
- Transition from GLEAMNS to Temporary Service Provision by Upper Savannah
- Recommendations from Executive Committee Regarding Contract Awards for Adult/Dislocated Worker Career Services and One Stop Operator/Business Services
 - Eckerd Workforce Development
 - Two Hawk Workforce Services

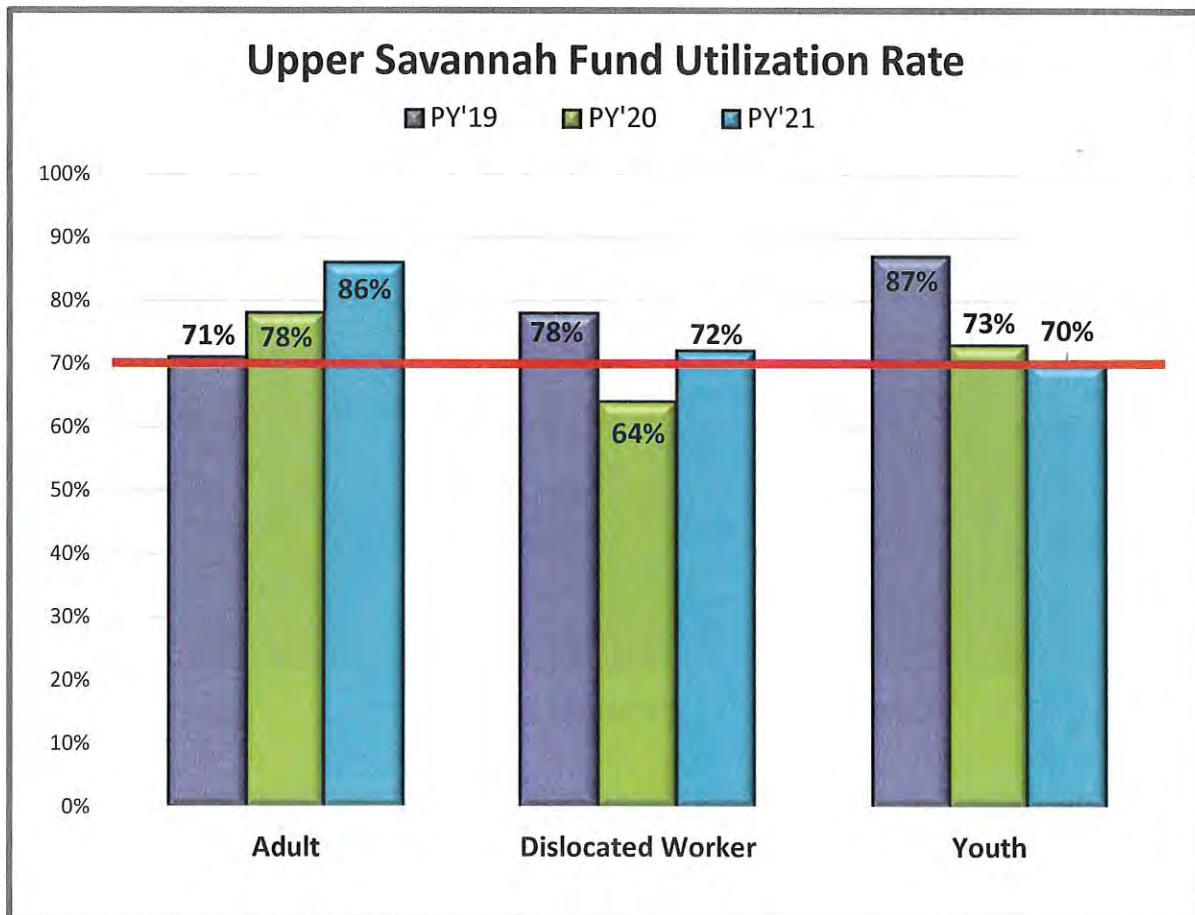
Next Meeting May 1, 2023 4 pm

This update includes five sections: Fund Utilization/Finance, Performance, Participation, Training and Soft Skills Activity and Grants. Unless otherwise noted, the information contained in this report is through the Program Year (PY) ending June 30, 2022, and has been created to provide operational information. Any questions or comments that arise from the information contained herein may be directed to your Workforce Services Coordinator or workforcesupport@dew.sc.gov.

FUND UTILIZATION/FINANCE

Fund Utilization Rate (FUR)

Below are Workforce Innovation and Opportunity Act (WIOA) fund utilization rates for PYs 2019, 2020 and 2021. The FUR includes program and administrative funds carried into the PY and money allocated in the current program year. The US Department of Labor and the State Workforce Development Board (SWDB) have an expectation that for each fund stream, 70% of available WIOA funds will be expended in the program year.

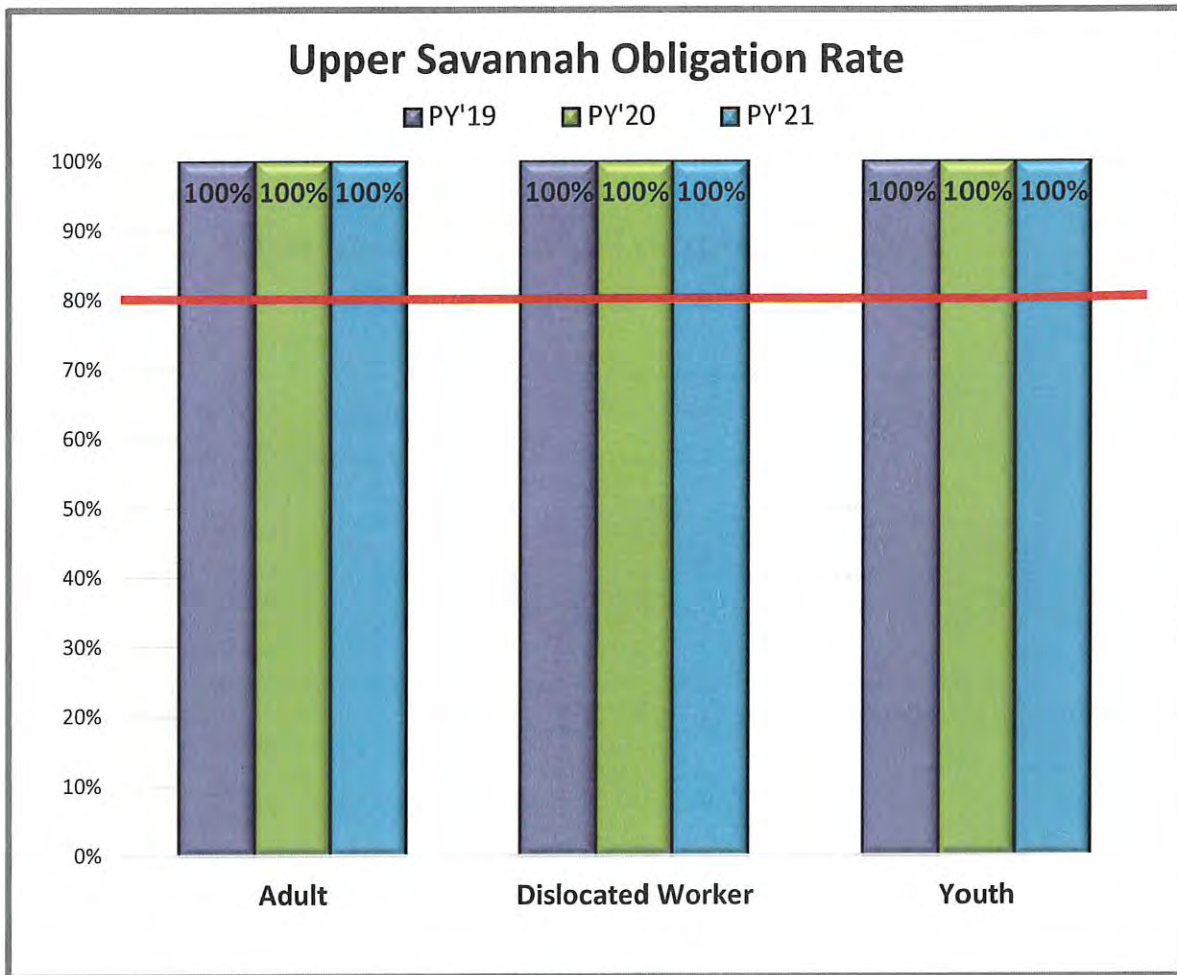


The Upper Savannah Local Workforce Development Area (LWDA) met the 70% expenditure rate for Adult, Dislocated Worker and Youth for PY'21.

Obligation Rate

The obligation rate is based on allocated program funds received in the current PY and does not include any carry-in funds. As outlined in State Instruction Letter 21-07, *WIOA Obligation and Expenditure Requirements*, at least 80% of the program portion of the current year’s allocation must be obligated by the end of the program year.

Local areas that do not meet the 80% obligation rate in each fund stream by June 30th will have funds recaptured to be reallocated to LWDA’s that met the expected rate. The Upper Savannah LWDA met the 80% obligation rate for Adult, Dislocated Worker and Youth for PY’21.



Participant Cost Rate

As outlined in State Instruction Letter 17-04, Change 2, *Participant Cost Rate Policy*, each local workforce development board shall ensure that WIOA Adult and Dislocated Worker expenditures, including Rapid Response for additional assistance funds, meet a minimum participant cost rate of 30%. The participant cost rate is evaluated annually and is based on program expenditures of both carry-in and new funds.

The local area’s participant cost rate was 30.70% for PY’20. Upper Savannah did not meet the requirement for PY’21 with a participant cost rate of 29.05%.

Cost Per Participant

The cost per participant is calculated by dividing total expenditures for all three funding streams by the total number of participants served in each program, resulting in an average cost per participant for the local area. Upper Savannah had an average cost per participant of \$2,957 for PY’21.

	Total Available Program and Admin Funds (Adult, Dislocated Worker and Youth)	Total Program and Admin Expenditures (Adult, Dislocated Worker and Youth)	Number of Participants (Adult, Dislocated Worker and Youth)	Average Cost per Participant
Upper Savannah	\$1,805,668	\$1,366,114	462	\$2,957
State Totals	\$33,448,289	\$25,813,956	6,111	\$4,224

Youth Program Spending Requirements

Per WIOA Section 129(a)(4), not less than 75% of the youth program funds (over the life of the funds) allotted to local areas shall be used to provide workforce activities for out-of-school youth (OSY). With 100% of PY’20 youth program funds expended, the Upper Savannah LWDA reported 93.00% of program expenditures on OSY, meeting expectations. With 54.39% of PY’21 funds expended, the LWDA is on track to meet the expectation with 93.00% of PY’21 youth program expenditures reported on this population.

Similarly, WIOA Section 129(c)(4) states that not less than 20% of the youth program funds allocated to the local area shall be used to provide in-school youth (ISY) and OSY with work-based learning (WBL) opportunities over the life of the funds. With 100% of PY’20 funds expended, the LWDA has met the 20% WBL requirement with a rate of 24.97%. With 54.39% of PY’21 funds expended, the LWDA has reported a rate of 24.85% on the WBL activities and is on track to meet the expenditure requirement.

PERFORMANCE

Performance Measures

The assessment below reflects performance for the five measures across programs and indicators. Please note that a LWDA must meet performance in all three ways identified below:

- Having an Overall Program Score (across all negotiated indicators) of at least 90% for the Adult, Dislocated Worker (DW) and Youth programs.
- Having an Overall Indicator Score (across Adult, DW and Youth programs) of at least 90% for each one of the negotiated indicators.
- Having an individual indicator percentage of at least 50%. Please keep in mind that the individual indicator percentage affects both the Overall Program Score and the Overall Indicator Score. A local area could pass an individual indicator with 50% but fail both the Overall Program Score and the Overall Indicator Score. It is suggested that local areas strive for greater than 90% of their negotiated goal per individual indicator.

The information presented is the Rolling Four Quarters through the 4th Quarter.

<i>Upper Savannah</i>										
Indicator/Program	Title I Adult Goal	Title I Adult Actual	Title I Adult % of Goal	Title I DW Goal	Title I DW Actual	Title I DW % of Goal	Title I Youth Goal	Title I Youth Actual	Title I Youth % of Goal	Overall Indicator Score
Employment Rate Q2	77.8	82.3	105.8%	81.1	76.9	94.8%	77.6	69.9	89.7%	96.8%
Employment Rate Q4	79.1	73.3	92.7%	79.1	85.7	108.3%	77.6	73.7	95.0%	98.7%
Median Earnings	\$5,350	\$6,340	118.5%	\$7,600	\$9,035	118.9%	\$3,517	\$4,160	118.3%	118.6%
Credential Rate	60.5	68.6	113.4%	56.0	66.7	119.1%	72.1	70.8	98.2%	110.2%
Measurable Skill Gains	47.1	54.2	115.1%	45.1	76.2	169.0%	40.6	39.7	97.8%	127.3%
	Overall Program Score		109.1%	Overall Program Score		122.0%	Overall Program Score		99.8%	
Pass	<ul style="list-style-type: none"> • An Overall Program Score (across all indicators) is at least 90.0% • An Overall Indicator Score (across A/DW/Y programs) is at least 90.0% • Have an Individual Indicator Score of at least 50.0% 									
Fail	<ul style="list-style-type: none"> • An Overall Program Score (across all indicators) that did not meet at least 90.0% • An Overall Indicator Score (across A/DW/Y programs) that did not meet at least 90.0% • Have an Individual Indicator Score that did not meet 50.0% 									

The Upper Savannah LWDA met performance in all three ways identified above for PY'21.

Quarterly Reporting Analysis (QRA)

Per State Instruction Letter 20-11, *Follow-Up Services for WIOA Title I Program Participants*, the intent of the QRA is to improve data quality and provide consistent aggregate views of the state's data to identify performance areas in need of improvement. Below are the Federal Data Integrity Measures and a summary of what each measure evaluates.

- **Employment Related to Training:** Evaluates the rate of participants whose employment second quarter after exit relates to training received in the program.
- **Individual Employment Plan (IEP):** Evaluates the rate of participants whose IEP creation date precedes the first date of training to ensure IEPs are conducted prior to program training activity.
- **Occupational Code of Employment 2nd Quarter:** Evaluates the rate of accuracy of corresponding Occupational Information Network (or O*NET) codes for participants' employment, second quarter after exit.
- **Successful Training Completion:** Evaluates the rate of participants who have successfully completed training.
- **Training Occupational Code:** Evaluates the rate of accuracy of corresponding O*NET codes for participants' training(s).
- **WIOA Adult Priority of Service:** Evaluates the rate of program exiters* who are low-income and/or basic skills deficient.
 - *The Federal Data Integrity measure evaluates *exiters*, while State Instruction 15-17, Change 3, *Adult Priority of Service under WIOA*, evaluates *enrolled* participants.
- **With at Least One Barrier:** Participants are evaluated on whether or not a barrier was reported, in an effort to ensure eligibility criteria is met.

The table below reflects data through the 4th quarter, pulled from the Federal Reports in the SC Works Online Services (SCWOS) system.

Adult Measures	Statewide		Local Area
	Target	Rate	Rate
Individual Employment Plan (IEP)	87%	99.8%	100.0%
Successful Training Completion	80%	75.4%	68.1%
Training Occupational Skills Code	95%	98.8%	95.4%
Occupational Code of Employment 2 nd Quarter	35%	54.5%	52.5%
Employment Related to Training	31%	39.0%	42.4%
WIOA Adult Priority of Service	75%	79.2%	87.6%
Dislocated Worker Measures	Statewide		Local Area
	Target	Rate	Rate
Individual Employment Plan (IEP)	87%	100.0%	100.0%
Successful Training Completion	80%	76.2%	80.0%
Training Occupational Skills Code	95%	98.8%	95.8%
Occupational Code of Employment 2 nd Quarter	35%	57.8%	52.5%
Employment Related to Training	31%	38.7%	55.0%
Youth Measures	Statewide		Local Area
	Target	Rate	Rate
Successful Training Completion	80%	70.7%	75.0%
With at Least One Barrier	95%	97.8%	94.8%
Occupational Code of Employment 2 nd Quarter	35%	66.2%	28.2%
Employment Related to Training	20%	23.3%	10.0%

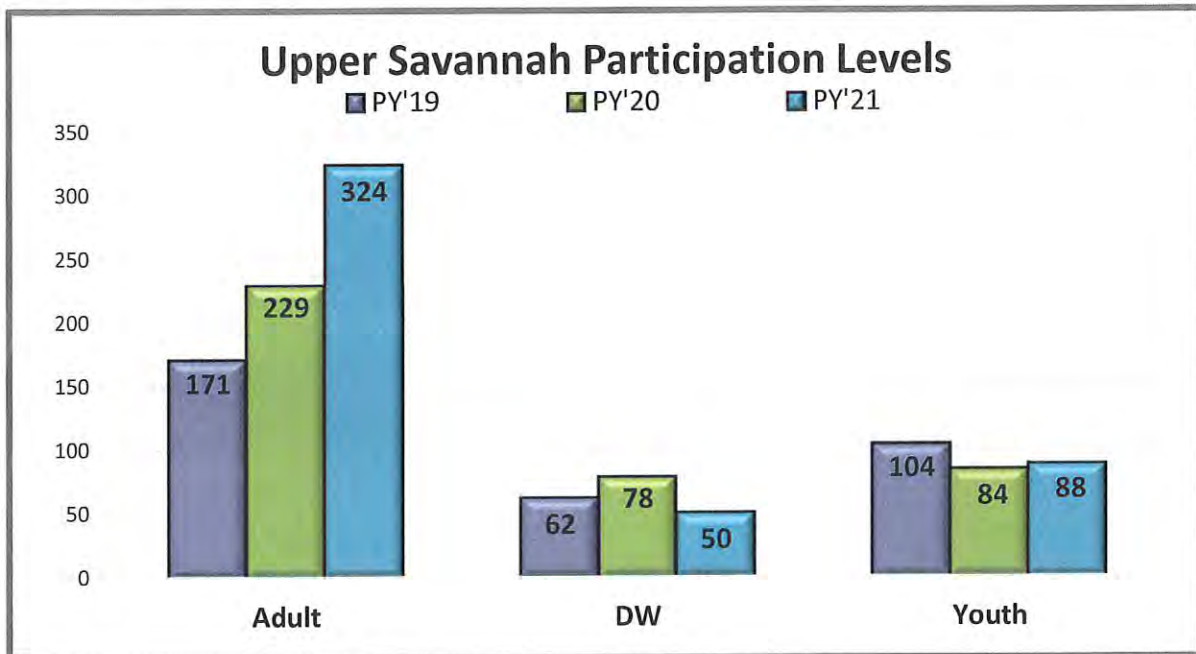
State Adult Priority of Service

As outlined in State Instruction Letter 15-17, Change 3, *Adult Priority of Service under WIOA*, 75% of all enrolled adult participants must be low-income or basic skills deficient.

Upper Savannah met the requirement for PY'21 with a priority of service rate of 90.6%.

PARTICIPATION

Participation numbers include carryover and new enrollments.



Youth Five Percent Low-Income Exception

WIOA Section 129(a)(3)(A) maintains a 5% low-income eligibility exception where 5% of local area participants who ordinarily would need to be low-income do not need to meet the low-income provision. The 5% low-income exception is calculated based on the 5% of youth newly enrolled in a given program year who would ordinarily be required to meet the low-income criteria. Through PY'21, the Upper Savannah LWDA did not enroll any youth with an exception to the low-income requirement.

Youth Five Percent ISY Limitation

WIOA Section 129(a)(3)(B) states that in each local area, not more than 5% of the ISY assisted may be eligible based on paragraph (1)(C)(iv)(VII), which refers to the barrier for an ISY who requires additional assistance to complete an educational program or to secure or hold employment. Local areas must ensure that no more than 5% of newly enrolled ISY in the program year are eligible based on the “additional assistance” criterion. Through PY'21, the LWDA did not enroll any ISY; thus, not participating in the measure.

WIOA Allocations and Unemployment Rates by Year			
	2019	2020	2021
Adult	\$463,309	\$394,762	\$379,315
Dislocated Worker	\$588,430	\$465,018	\$540,072
Youth	\$455,735	\$388,128	\$374,906
LWDA Unemployment Rate	2.8%	6.0%	3.6%*
State Unemployment Rate	2.8%	6.2%	3.4%*

*Through June 2022, not seasonally adjusted

TRAINING AND SOFT SKILLS ACTIVITY

PY'21			
LWDA	Total Served	Training Regardless of Fund Source	
		Received Training	Received Training %
Adult			
Upper Savannah	324	148	45.7%
State Totals	3,866	2,030	52.5%
Dislocated Worker			
Upper Savannah	50	22	44.0%
State Totals	574	361	62.9%
Youth			
Upper Savannah	88	19	21.6%
State Totals	1,671	517	30.9%

Soft Skills Activity

The SWDB has emphasized that the workforce system must provide soft skills training to the existing and emerging workforce seeking employment assistance. As outlined in State Instruction Letter 20-02, *Soft Skills Instruction and Activity Code*, the 142 activity must be recorded upon the provision of soft skills instruction for Adult, Dislocated Worker and Youth participants.

According to the SCWOS Detailed Reports for PY'21, Upper Savannah has recorded soft skills instruction code(s) for 34 participants.

GRANTS

PY'21 active grants are listed below:

Grant Number	Description	Grant Start Date	Grant End Date	Award Amount	Amount Expended as of 6/30/2022	Unexpended Balance
20DWG02	COVID-19 WIOA National Dislocated Worker Grant	3/13/2020	5/31/2022	\$126,001.00	\$98,952.95	\$27,048.05
20SRA02	SWDB Restoration Adult/DW Grant	7/1/2020	6/30/2022	\$183,609.00	\$183,609.00	\$0.00
20SR02	SWDB Restoration Youth Grant	7/1/2020	6/30/2022	\$50,000.00	\$49,993.81	\$6.19
20IWT02	Incumbent Worker Training	5/17/2021	11/30/2022	\$66,000.00	\$29,141.39	\$36,858.61
21LRA02	Adult LWDA Resiliency Grant	12/1/2021	5/31/2023	\$211,679.00	\$58,585.67	\$153,093.33
21LRY02	Youth LWDA Resiliency Grant	12/1/2021	5/31/2023	\$164,875.00	\$12,250.17	\$152,624.83
Totals:				\$802,164.00	\$432,532.99	\$369,631.01